



Series composed of large sectional shaped seating elements.

Poufs, a large side table and little side tables with a side opening finished Mano Lucida complete the series.

**Structure:** multilayer wood, seat provided with elastic belts, plastic spacers.

**Padding:** stress resistant differentiated expanded polyurethane; fixed foam covering in polyester fibre and polyamide.

**Upholstery:** removable and available in all the fabrics in the collection.

**Notes:**

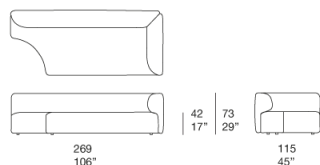
Loose cushions are recommended for complete comfort.

Walt elements can be used to create articulated compositions including the large poufs and the large side table in the collection.

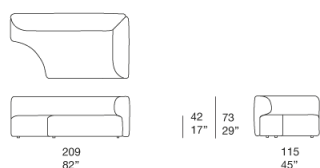
Compositions of Walt elements do not require any coupling system.

**Elemento destro / Right element**

B153ADS

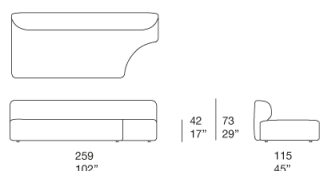


B153BDS

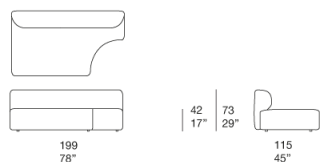


**Elemento centrale destro /  
Right central element**

B153CDS

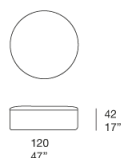


B153DDS



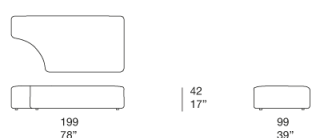
**Pouf rotondo / Rounded pouf**

B153N



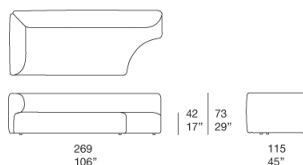
**Pouf destro / Right pouf**

B153MSS

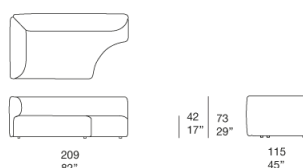


**Elemento sinistro / Left element**

B153ASS

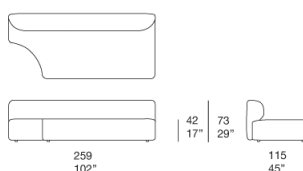


B153BSS

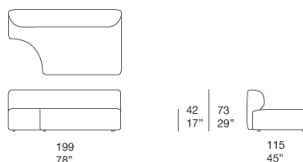


**Elemento centrale sinistro /  
Left central element**

B153CSS



B153DSS



**Pouf rettangolare / Rectangular pouf**

B153M



**Pouf sinistro / Left pouf**

B153MDS

