

A close-up photograph of a modern bathroom sink. The sink is white and oval-shaped, mounted on a wall. It features a sleek, gold-colored single-lever faucet with a curved spout. Below the sink, a matching gold-colored drain is visible. The background consists of a grey and white marble wall on the left and a white wall with vertical rectangular tiles on the right. A circular mirror is partially visible at the top left. The overall aesthetic is clean and contemporary.

OMVIVO<sup>o</sup>

LUNE

A combination of organic curves and refined geometry, resulting in a contemporary yet timeless design. Introducing Lune, a collaboration with Adele Bates.

**This Page**

Lune 550 basin  
Lune mirror  
Lune 1700 freestanding bath  
Custom Omvivo Joinery

**Cover**

Lune 750 basin  
Lune mirror



Lune 510 basin  
Lune mirror



Lune 1200 double basin  
Lune mirrors  
Lune 1200 curved vanity in Walnut with brass handles



Lune 550 basins  
Lune mirrors  
Lune 1600 cabinet  
in Satin white with Caesarstone®  
benchtop in Rugged Concrete

'At the heart of the Lune collection's design approach is a balance of rounded forms, fine line-work and human scale.

Subtle insets and shadow-line details along the rounded forms offset the solidity of the pieces, creating soft curves that invoke a strong emotional connection.'

Adele Bates

**Lune 750 basin**  
**Lune 1200 cabinet**  
in Beech with Caesarstone® benchtop in Cloudburst  
**Lune 1700 freestanding bath**





Lune 1700 freestanding bath  
Lune 750 basin  
Lune mirror



## Product

### Lune Basins

The sculptural Lune basins offer practical dimensions in a range of configurations. Each basin has an overflow for peace of mind and can be ordered with or without a tap hole. Besides the double 1200, the Lune basins can be ordered with a left or right hand bowl. Each basin is supplied with a solid surface pop up plug and waste.

### Lune Furniture

Made by hand in Australia, the Lune furniture offers stunning detailed pieces to partner with the Lune basins. Each vanity is supplied with sturdy easy installation brackets.

Lune rectangular vanities feature soft close drawers and mitred, bevelled details which partner beautifully with the functionality of the pieces.

The hand crafted 1200 curved vanity features two soft close drawers. This elegant piece of furniture is designed to suit the 1200 double basin or a single offset 550 or 750 basin.

### Lune Freestanding Bath

The Lune bath, created from solid surface is luxuriously deep yet compact to suit every bathroom. The practical hob ledge provides the ideal place for your bath products and headrest. Hob mounted tapware can also be installed here. The Lune bath has an overflow for peace of mind and is supplied with a solid surface pop up plug and waste.

### Finishes

#### Solid Surface

Solid surface provides a wonderful smooth matt surface that is extremely hard wearing and easy to maintain, ideal for the bathroom environment.

#### Softskin

Softskin is a painted finish that provides a unique two tone effect available in a range of colours on the Lune basins. With its soft tactile surface, Softskin is a contemporary and playful way of introducing colour into the bathroom.


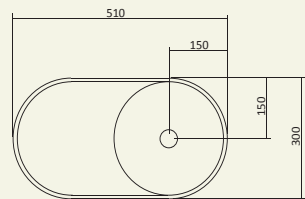
For colour options and pricing speak to your sales consultant or contact Omvivo.

## Basins

Solid surface white

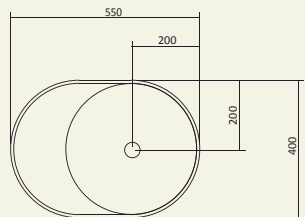
### Lune 510 basin

Wall or Bench mounted  
With left or right hand bowl




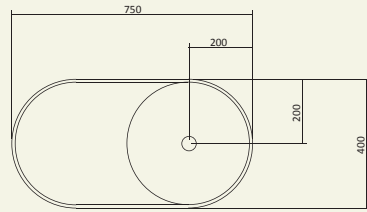
### Lune 550 basin

Bench mounted  
With left or right hand bowl



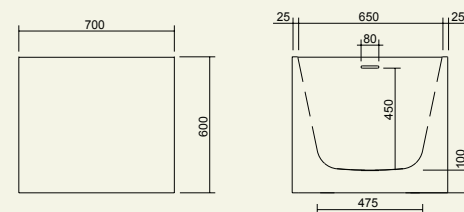
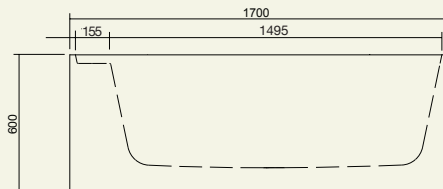
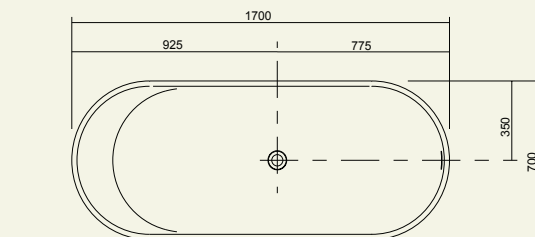

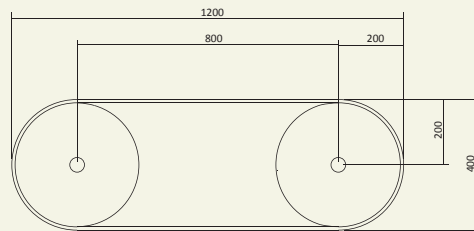
### Lune 750 basin

Wall or Bench mounted  
With left or right hand bowl



### Lune double 1200 basin

Wall or Bench mounted




Please note: The Lune freestanding bath weighs approximately 295 kg without water.


Note: All dimensions are shown in millimetres.

## Furniture

### Drawer Finishes



Walnut




Beech




White Satin

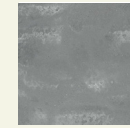
### Benchtop Finishes



Walnut




Beech




Rugged Concrete  
Caesarstone®



Fresh Concrete  
Caesarstone®




Sleek Concrete  
Caesarstone®



Cloudburst Concrete  
Caesarstone®

### Lune 800 cabinet





Lune 800 cabinet suits:

550 basin - basin or waste centred on drawer  
- basin offset on drawer to left or right

750 basin - basin centred on drawer

For further details of available configuration refer to the specification sheets or contact omvivo.

### Lune 1200 cabinet

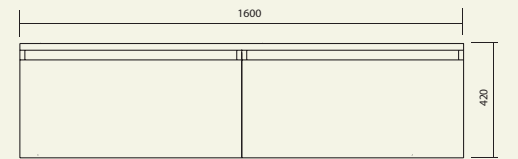


Lune 1200 cabinet suits:

550/750 basin - basin or waste centred on drawer  
- basin offset on drawer to left or right

For further details of available configuration refer to the specification sheets or contact omvivo.

### Lune 1600 cabinet



Lune 1600 cabinet suits:

#### Double basins

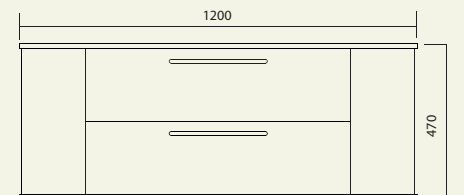

550 basin - basin centred on drawers  
1200 dbl basin - basin centred on cabinet

#### Single offset basins

550/750 basin - basin centred on left or right drawer

For further details of available configuration refer to the specification sheets or contact omvivo.

### Lune 1200 curved cabinet



Lune 1200 curved cabinet suits:

#### Double basins

1200 dbl basins - basin centred on cabinet

#### Single basin

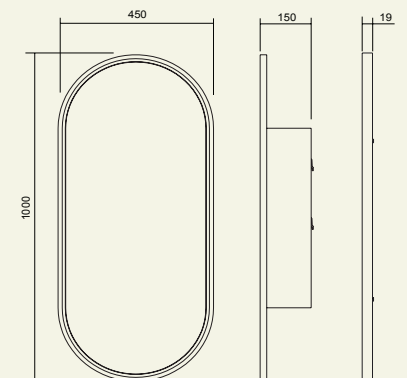
550/750 basin - basin offset to the left or right hand of cabinet

For further details of available configuration refer to the specification sheets or contact omvivo.

### Lune 450 mirror

#### Lune 450 mirror with cabinet

Solid surface white and copper free mirror



Note: All dimensions are shown in millimetres.

Omvivo Pty Ltd  
Schiavello Complex 1 Sharps Road, Tullamarine VIC Australia 3043  
T +61 3 9339 8130 F +61 3 9339 8611 W [omvivo.com](http://omvivo.com)

Every effort has been made to ensure the information in this brochure is accurate at the time of printing. Colours and finishes in this brochure are indicative and should be used as a guide only. Details including dimensions are representative of the product at the time of printing and are to be used as a guide only. Due to the nature of Omvivo products and Omvivo's continuous development policies, designs, specifications and finishes are subject to change without notice. All particulars should be confirmed with Omvivo.

OMV/LUNE01

