



Series of beds with removable cover, available with or without headboard.

BED and BEDFRAME

Structure: multilayer wood and steel, plastic spacers. The structure is complete of slatted base.

Padding: stress resistant expanded polyurethane; fixed foam covering in polyester fibre and polyamide.

Upholstery: removable and available in a selection of fabrics in the collection.

HEADBOARD

Structure: varnished steel, plastic spacers.

Upholstery: fixed:

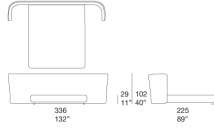
- hand woven with Chain tubular knit padded with polyester (Line and Bend)
- made of elastic belts covered with Chain knit and padded with polyester, woven with a linear pattern (Reps)
- made of tubular elements in Blend fabric and padded with polyester, woven with a linear pattern.

Notes:

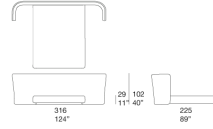
The fixed upholstery made of elastic belts covered with Chain knit and made of tubular elements in Blend fabric is completed by side elements in heartwood finished Mano Opaca.

Silent beds can be completed by the side tables Walt used as nightstands.

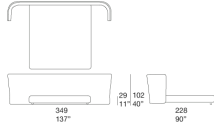
Standard
B127AA



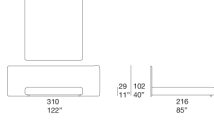
Queen Size
B127AQ



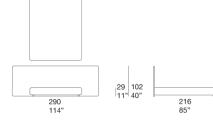
King Size
B127AK



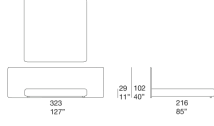
Standard
B127BA



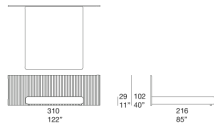
Queen Size
B127BQ



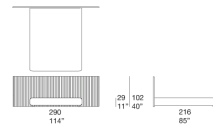
King Size
B127BK



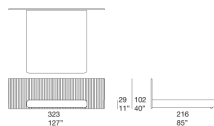
Standard
B127CA



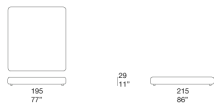
Queen Size
B127CQ



King Size
B127CK



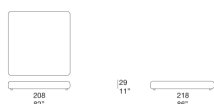
Bed
B127NA



Bed Queen Size
B127NQ



Bed King Size
B127NK





Reps



Line



Bend